

# Systems Center Essentials 2010

Presented by Aaron Harclerode  
MCT, MCITP: Enterprise Administrator  
Director of Technical Services

# What is Microsoft Systems Center?

- **MS Marketing Definition:** System Center helps IT Pros manage physical and virtual environments across datacenters, client computers, and devices – to better connect people, processes, and tools.
- **Aaron's Definition:** It's a whole bunch of server products that purportedly integrate quite nicely. The complexity of each helps to keep several of my colleagues gainfully employed!

# System Center Components

- Configuration Manager
- Operations Manager
- Data Protection Manager
- Virtual Machine Manager
- Service Manager
- Essentials

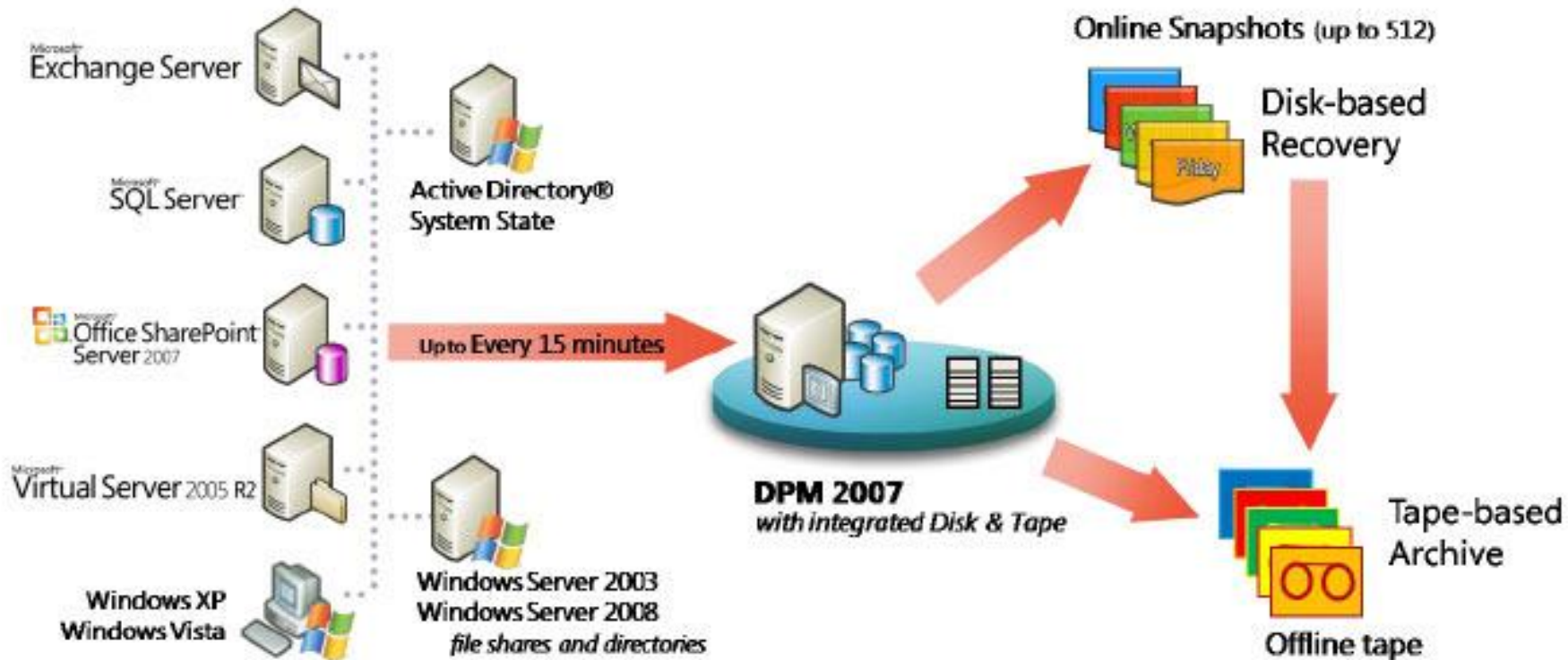
# Configuration Manager 2007 R2

- Asset intelligence
- Software update management
- Desired configuration management
- Software distribution
- Operating system deployment

# Operations Manager 2007 R2

- End to end datacenter service management
- Monitor system state
- Monitor system health
- Monitor system performance
- Alerts, dashboards, actions
- Management packs

# Data Protection Manager 2007 SP1



# Virtual Machine Manager 2008 R2

- Centrally create and manage virtual machines across the entire datacenter (Hyper-V and VMWare)
- Easily consolidates multiple physical servers onto virtual hosts (P2V, V2V)
- Rapidly provisions and optimizes new and existing virtual machines
- Performance and Resource Optimization (PRO) enables the dynamic management of virtual resources through management packs


# Service Manager 2010

- Incident Management
- Problem Resolution
- Change Control
- Asset Lifecycle Management
- Through its configuration management database (CMDB) and process integration, Service Manager automatically connects knowledge and information from System Center Operations Manager, System Center Configuration Manager, and Active Directory Domain Services.

# Essentials 2010

- **Unify your IT management experience** System Center Essentials provides a single console for your core management needs. That means a single product to purchase, deploy and learn. Server, Desktop and Network monitoring, software and update management and asset inventory under a single, easy to use, unified experience.
- **Keep your applications and your network up and running** Essentials provides multiple views of the application data in your network. Track database growth in SQL Server™ databases or connectivity to Exchange servers using some of the many provided charts, tables and reports. Essentials also tracks the status of all the SNMP 1.0 and 2.0 devices in your network, allowing you to receive alerts when something important goes down
- **Troubleshoot problems more quickly** Accidents happen, systems go down. That is why System Center Essentials provides a rich knowledge base out of the box to help you diagnose and fix critical alerts for key products like Exchange Server and SQL Server™. These management packs are optimized so you only focus on those alerts that matter. Not only do you get in-depth explanations of problems, but more importantly, Essentials often provides simple in-line tasks to click and “fix it now.” Additional management packs are available from Microsoft and 3rd party providers for both Windows and non-windows environments.
- **Simplify your patch management** Essentials provides integrated patch management for Microsoft products in the Microsoft Update catalog. Additionally we’ve worked with key industry vendors to integrate their updates into Essentials providing a single point of control for patch Management. You can choose to automatically deploy critical updates or have them be subject for approval, and track compliance across your network. Want the patch deployed now? No problem, just click a button to initiate deployment real time.
- **Deploy applications easily** *Are you ready for Office 2010?* Essentials can help you deploy Microsoft Office with your custom settings in a snap. Deploying applications has never been so easy. Using a simple 3-step wizard you can deploy applications to a target set of computers without worrying about having to deal with packaging or other complex processes. Additionally Essentials uses Background Intelligent Transfer Service 2.0 (BITS) to optimize traffic over your network. Changed your mind? Don’t worry, it’s even easier to un-install a previously deployed application.
- **Keep track of hardware and software assets** No more spreadsheets to maintain - System Center Essentials gathers more than 60 hardware attributes and a complete inventory of the applications running on each machine. A summary inventory is available for quick troubleshooting or in the detailed report by machine groups.
- **Improve your users up-time** Reduce the time you spend dealing with end-user issues with features like Agentless Exception Monitoring (AEM) which allows you to collect application and OS errors that would otherwise remain anonymous. Use built in tasks to remotely execute important tasks on user’s computers, from performing a simple IPCONFIG to a remote desktop session, all without leaving the management console.
- **Get up and running fast** Deploying System Center Essentials couldn’t be easier; the smart setup will check for prerequisites to ensure you have a smooth and successful installation. Post-installation configuration is quickly completed using three simple wizards. The built-in integration with Active Directory will allow you to manage a computer automatically the moment it’s added to your environment without any intervention.
- **Gain visibility into your IT environment** Start your day with a Daily Health Report, providing a quick status of your IT environment and any action items required. For more detail, go to the Essentials console and consult the more than 180 reports out of the box that help you gain better insight into how your IT environment is performing.
- **Get an affordable comprehensive IT management solution designed for you** Essentials is priced for the budgets of midsize businesses, allowing you to purchase only what you need and then grow as your business requires it, with flexible licenses for up to 50 servers and 500 clients at a fraction of what typical management solutions cost.

# Demo – Systems Center Essentials Console



# Relevant Courses at Springhouse

- 6451 – Planning, deploying, and managing SCCM
- 50028 – Installing and Configuring SCOM
- 50216 – SCOM Advanced Configuration and Administration
- 50023 – Implementing SCDPM

# Q&A

- Questions?
- Aaron Harclerode
  - [Aaron.harclerode@springhouse.com](mailto:Aaron.harclerode@springhouse.com)

# Stay Connected with Springhouse



[www.linkedin.com/companies/201280](http://www.linkedin.com/companies/201280)

facebook

[www.facebook.com/springhouseeducation](http://www.facebook.com/springhouseeducation)



[www.twitter.com/SpringhouseEduc](http://www.twitter.com/SpringhouseEduc)

Join in the conversation  
Philly TechFest hashtag #phtf10



Spend an hour over lunch (12pm – 1pm ET) with a live presentation and demonstration of topics such as:

- SharePoint Document Libraries
- Project 2007/Project Management Tips & Tricks
- Windows 7 for IT Pros
- Office 2007 and Office 2010
- and many more

Just visit [www.Springhouse.com/iLearn](http://www.Springhouse.com/iLearn) to learn more and register for a FREE webcast!

## Upcoming iLearn Topics

<b>What's New in Microsoft Office 2010</b>	5/17/2010
<b>An Overview of ITIL</b>	5/20/2010
<b>IIS 7.0 for Developers</b>	6/1/2010
<b>Project Management Tips and Tricks</b>	6/14/2010
<b>Common Tasks with PowerShell</b>	6/24/2010
<b>Microsoft Excel 2007: Tips and Tricks</b>	6/28/2010

# You're Learning...

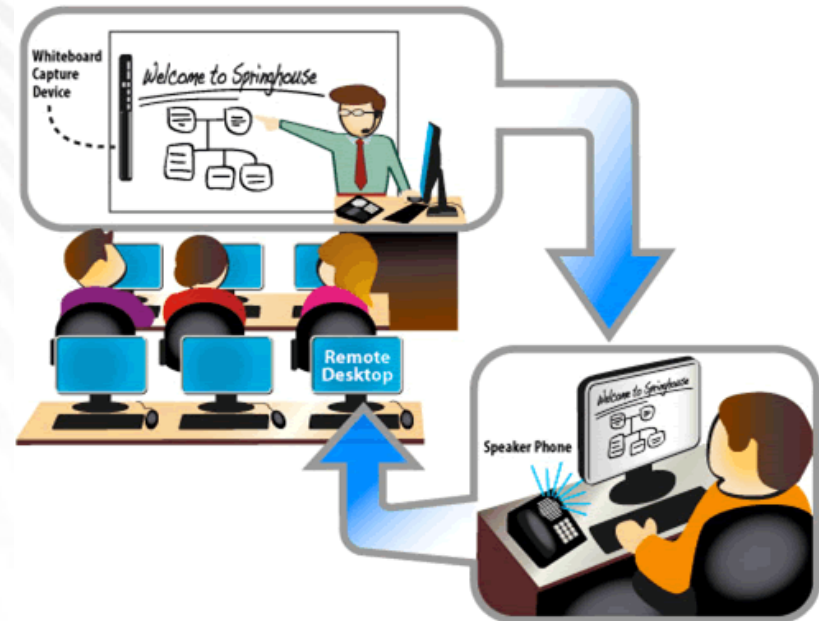
@Home @Work @Springhouse

[www.springhouse.com](http://www.springhouse.com)



There is no need to travel to take a live, instructor-led class with Springhouse. You can stay at home or at your office and join a class via **Springhouse CONNECT**, our Remote Learning System.

- Participate in the live instructor-led classroom demonstrations and labs
- Interact with the instructor and students, via high-quality conferencing equipment
- View the Instructor's Presentation, Whiteboard and Demonstrations
- Get remote hands-on help from the Instructor during labs and demos



Take **ANY** class via **Springhouse CONNECT**. Learn more at [www.Springhouse.com/CONNECT](http://www.Springhouse.com/CONNECT)



**Buy 2 Classes, Get 1 Free! Or Buy 1 Class, Get 2nd for Half Price!**

### **What's In It For Me?**

- You'll Gain New Skills!
- You'll Save Money!
- You'll Increase Your Productivity!

### **How Do I Take Advantage?**

Visit [www.Springhouse.com](http://www.Springhouse.com) and select any course scheduled to run between **May 31, 2010** and **September 6, 2010**.

Enroll in the course using

**Promo Code: SUMMER2010**

A Springhouse representative will contact you to register for the other discounted course.

Springhouse is making it easier for you and your organization to gain new skills and increase productivity while maximizing your budget.

For full details of the program visit [www.Springhouse.com/Summer-of-Learning](http://www.Springhouse.com/Summer-of-Learning)

The Windows 7 logo, featuring the four-pane window icon in blue, green, red, and yellow, followed by the text "Windows 7" in white.

# Upcoming Windows 7 Migration Clinics

Exton, PA – May 13<sup>th</sup>

Malvern, PA – June 29<sup>th</sup>

Reston, VA - May 14<sup>th</sup>

Richmond, VA – June 2<sup>nd</sup> & 11<sup>th</sup>

Washington, DC – June 30<sup>th</sup>

For full event details and registration  
visit [www.springhouse.com/events](http://www.springhouse.com/events)

## Event Overview

This one-day **Windows 7 Migration Clinic** dives deep into the migration and deployment planning strategies for Windows 7. Through a series of in-depth presentations and exercise demonstrations, we will highlight the new tools and technologies designed to enable successful Windows 7 migrations and deployments.